

Van Zandt County
Monthly Financial & Investment Report
Month Ending January 31, 2022

TO BE RECORDED IN THE MARCH 2, 2022 MINUTES

OF THE COMMISSIONERS' COURT

BY VAN ZANDT COUNTY CLERK.


SUBMITTED THIS THE 28th DAY OF FEBRUARY 2022




Kenny Edwards, Treasurer

The Van Zandt County Commissioners' Court, having reviewed the Treasurer's Report as presented, having taken reasonable steps to ensure its accuracy, and based upon presentations of the Treasurer's Office, does hereby approve the Report, subject to the independent auditor's review and does further order that it be filed with the official minutes of this meeting. {LGC 114.026(c)}

In addition, the below signatures affirm that the Treasurers' Report complies with statutes as referenced. {LGC 114.026(d)}S



Don Kirkpatrick, Van Zandt County Judge




Chad LaPrade

Commissioner Precinct #1




Keith Pearson

Commissioner Precinct #3



Virgil Melton, Jr.

Commissioner Precinct #2



Tim West

Commissioner Precinct #4

Van Zandt County
Monthly Financial & Investment Report
Month Ending January 31, 2022

TO BE RECORDED IN THE MARCH 2, 2022 MINUTES

OF THE COMMISSIONERS' COURT

BY VAN ZANDT COUNTY CLERK.

SUBMITTED THIS THE 28th DAY OF FEBRUARY 2022



Kenny Edwards, Treasurer

The Van Zandt County Commissioners' Court, having reviewed the Treasurer's Report as presented, having taken reasonable steps to ensure its accuracy, and based upon presentations of the Treasurer's Office, does hereby approve the Report, subject to the independent auditor's review and does further order that it be filed with the official minutes of this meeting. {LGC 114.026(c)}

In addition, the below signatures affirm that the Treasurers' Report complies with statutes as referenced. {LGC 114.026(d)}S

Don Kirkpatrick, Van Zandt County Judge

Chad LaPrade
Commissioner Precinct #1

Keith Pearson
Commissioner Precinct #3

Virgil Melton, Jr.
Commissioner Precinct #2

Tim West
Commissioner Precinct #4

COMBINED STATEMENT OF CASH POSITION FOR JANUARY

FUND NAME	CHECKING ACCOUNT	CHECKING AMOUNT	TDOA ACCOUNT	TDOA AMOUNT	FUND TOTAL
2022 010 GENERAL FUND	FIN CLEAR AMERICAN CTY JURY	542,890.60	TDOA MBIA	2,777,059.65	8,410,009.19
		3,411.00			11,733,370.44
2022 012 RESERVE FUNDS	FIN CLEAR		TDOA MBIA		
2022 015 SHERIFF CHAPTER 59 FORFEITURE	FIN CLEAR AMERICAN	3,393.92	TDOA MBIA	21,365.35	24,759.27
2022 016 DA FORFEITURE FUND	FIN CLEAR		TDOA MBIA		
	ESCROW #1	2,463.25			
	ESCROW #2	9,733.10			
	ESCROW #3	6,004.50			
	ESCROW #4				
	ESCROW #5				
	ESCROW #6	2,000.42			
	ESCROW #7	934.18			
	ESCROW #8	1,052.15			
	ESCROW #9	29,072.27			
	ESCROW #10	5,590.78			
	ESCROW #11				
	ESCROW #12				
	ESCROW #13				
	ESCROW #14				
	ESCROW #15				
	ESCROW #16				
	ESCROW #17	6,483.67			
	ESCROW #18				
	ESCROW #19				
	ESCROW #20				
	ESCROW #21				
	ESCROW #22				
	ESCROW #23				
	ESCROW #24				
	ESCROW #25				
	ESCROW #26				
	ESCROW #27	2,928.94			
	ESCROW #28				
	ESCROW #29				
	ESCROW #30				
	ESCROW #31				
	ESCROW #32				
	ESCROW #33				
	ESCROW #34				
	ESCROW #35				
	ESCROW #36				
	ESCROW #37				
	ESCROW #38				
	ESCROW #39				
	ESCROW #40				
	ESCROW #41				
	ESCROW #42				
	ESCROW #43				
	ESCROW #44				
	ESCROW #45				

COMBINED STATEMENT OF CASH POSITION FOR JANUARY

FUND NAME	CHECKING ACCOUNT	CHECKING AMOUNT	TDOA ACCOUNT	TDOA AMOUNT	FUND TOTAL
2022 017 BUILDING SECURITY FUND	ESCROW #46				
	ESCROW #47				
	ESCROW #48				
	ESCROW #49				
	ESCROW #50				
	ESCROW #51				
	ESCROW #52				
	ESCROW #53				
	ESCROW #54				
	ESCROW #55				
	ESCROW #56				
	ESCROW #57				
	ESCROW #58				
	ESCROW #59				
	ESCROW #60				
	ESCROW #61				
	ESCROW #62				
	ESCROW #63				
	ESCROW #64				
	ESCROW #65				
ESCROW #66					
ESCROW #67					
ESCROW #68					
ESCROW #69					
ESCROW #70					
ESCROW #71					
ESCROW #72					
ESCROW #73					
ESCROW #74					
ESCROW #75					
ESCROW #76					
ESCROW #77					
ESCROW #78					
ESCROW #79					
ESCROW #80					
ESCROW #81					
ESCROW #82					
ESCROW #83					
ESCROW #84					
ESCROW #85					
ESCROW #86					
ESCROW #87					
ESCROW #88					
	FIN CLEAR	8,015.38	TDOA MBIA	20,022.59	66,904.30
2022 018 JUSTICE COURT BLDG SECURITY FUND	FIN CLEAR	3,413.09	TDOA	9,415.25	12,828.34
2022 019 DA FORFEITURE FUND	ESCROW #13				
	ESCROW #14				
	ESCROW #15				
	ESCROW #16				
	ESCROW #45				
	FIN CLEAR	49,659.57	TDOA	396,660.26	
2022 021 ROAD & BRIDGE - PCT. 1					

DATE 02/25/2022 TIME 16:44

COMBINED STATEMENT OF CASH POSITION FOR JANUARY

GELLIO2 PAGE

FUND NAME	CHECKING ACCOUNT	CHECKING AMOUNT	TDOA ACCOUNT	TDOA AMOUNT	FUND TOTAL
2022 022 ROAD & BRIDGE - PCT. 2	FIN CLEAR	69,029.97	TDOA MBIA	851,697.39	1,798,955.13
2022 023 ROAD & BRIDGE - PCT. 3	FIN CLEAR	47,697.46	TDOA MBIA	878,227.77	1,516,683.51
2022 024 ROAD & BRIDGE - PCT. 4	FIN CLEAR	51,548.07	TDOA MBIA	363,408.21	1,447,035.65
2022 026 ROAD & BRIDGE - GEN	FIN CLEAR	6,557.93	TDOA MBIA	414,939.65	7,579.88
2022 035 VICTIM COORDINATOR GRANT	FIN CLEAR	3,546.72-	TDOA MBIA	980,547.93	3,546.72-
2022 036 DA FORFEITURE FUND II	FIN CLEAR	703.53	TDOA MBIA	1,021.95	92,949.15
2022 037 CONSTABLE PCT #4 SEIZURE	FIN CLEAR	819.89	TDOA MBIA	92,245.62	4,705.46
2022 040 COUNTY LAW LIBRARY FUND	FIN CLEAR	5,622.61	TDOA MBIA	3,885.57	80,386.18
2022 042 COUNTY FREE LIBRARY	FIN CLEAR	38,693.06	TDOA MBIA	74,763.57	38,693.06
2022 047 DIGITIZE RECORDS	FIN CLEAR	11,643.60	TDOA MBIA	112,997.94	124,641.54
2022 048 SUPPLEMENTAL GUARDIANSHIP	FIN CLEAR	6,748.22	TDOA	34,476.50	41,224.72
2022 049 COUNTY CHILD ABUSE PREVENTION	FIN CLEAR	2,826.20	TDOA	8,287.98	11,114.18
2022 050 COURT RELATED PROGRAMS	FIN CLEAR	4,476.68	TDOA MBIA	8,001.19	12,477.87
2022 052 COUNTY & DISTRICT TECH FUND	FIN CLEAR	3,673.14	TDOA MBIA	4,992.42	8,665.56
2022 053 CAPITALCREDITSECONOMICDEVELOP	FIN CLEAR	125.33	TDOA MBIA	321,708.30	356,862.03
2022 054 DISTRICT CLERK TECHNOLOGY FUND	FIN CLEAR	2,761.24	TDOA	35,028.40	25,814.51
2022 055 CHAPTER 19	FIN CLEAR		TDOA MBIA	23,053.27	
2022 056 COUNTY RECORDS FUND	FIN CLEAR	5,634.95	TDOA MBIA	155,184.79	160,819.74
2022 057 COUNTY CLERK RECORDS FUND	FIN CLEAR	20,770.31	TDOA MBIA	369,046.64	389,816.95

FUND NAME	CHECKING ACCOUNT	CHECKING AMOUNT	TDOA ACCOUNT	TDOA AMOUNT	FUND TOTAL
2022 058 DISTRICT CLERK RECORDS FUND	FIN CLEAR	9,067.27	TDOA	9,457.86	18,525.13
2022 059 COUNTY CLERK ARCHIVE	FIN CLEAR	28,007.15	TDOA	635,978.85	663,986.00
2022 070 PERMANENT IMPROVEMENT FUND	FIN CLEAR		TDOA		
2022 075 RIGHT-OF-WAY FUND	FIN CLEAR		TDOA		
2022 084 TAX ANTICIPATION NOTES	FIN CLEAR		TDOA		
2022 085 DEBT SERVICE FUND	DEBT CL	343,885.38	TDOA	636,620.14	980,505.66
2022 087 VZC INDIGENT HEALTH PROGRAM	FIN CLEAR	30,935.98	TDOA	114,192.06	145,128.04
2022 088 SOIL CONSERVATION DIST FUND	FIN CLEAR	334.03	TDOA	39,392.07	39,726.10
2022 090 APPELLATE JUSTICE SYSTEM FUNFIN	CLEAR	420.35	TDOA		420.35
2022 095 PAYROLL CLEARING ACCOUNT	PAYCLEAR	194,039.82	MBIA		194,039.82
2022 096 GEN FIXED ASSETS ACCOUNT GRP			MBIA		
2022 097 LONG TERM DEBT GROUP			MBIA		
2022 131 VAN ZANDT COUNTY JAIL	FIN CLEAR	22,100.34	TDOA	421,012.68	443,113.02
2022 132 VAN ZANDT COUNTY SHERIFF DEPT	FIN CLEAR	19,270.17	TDOA	342,000.00	361,270.17
2022 145 SOLID WASTE GRANT	FIN CLEAR				
2022 147 2020 HAVA CARES ACT	FIN CLEAR	1,846.74	TDOA	15,037.51	16,884.25
2022 400 FRUITVALE 2021 TXCDBG	722048WATER				
2022 401 BENWHEELERWSC	7134891131115				
2022 402 LITTLEHOPEMOOREWSC	7130260813				
2022 540 PRETRIAL SUPERVISION	FIN CLEAR	4,752.54	TDOA	118,173.73	122,926.27
2022 541 COMMUNITY SUP & CORRECTIONS	FIN CLEAR	12,043.81	TDOA	249,693.62	261,737.43
2022 542 ADULT PROBATION CIVIL	FIN CLEAR	6,847.03	TDOA	51,170.96	369,582.79
			MBIA	311,564.80	

FUND NAME	CHECKING ACCOUNT	CHECKING AMOUNT	TDOA ACCOUNT	TDOA AMOUNT	FUND TOTAL
2022 543 HIGH RISK SUBSTANCE ABUSE -CFIN CLEAR		498.55-	TDOA MBIA		498.55-
2022 544 HIGH RISK SEX OFFENDER -CCP FIN CLEAR		8,603.62	TDOA		8,603.62
2022 545 GRANT C COMMIT REDUCTION PROFITIN CLEAR					
2022 546 JUVENILE PROBATION FUND	FIN CLEAR	24,330.16	TDOA MBIA	220,000.00	364,330.16
				120,000.00	
2022 547 VZCJPD STATE AID GRANT A	FIN CLEAR	62,899.22	TDOA MBIA		62,899.22
2022 549 VZCJPD - GRANT N	FIN CLEAR	4,479.81	TDOA MBIA		4,479.81
2022 550 D A SUPPLEMENTAL FUND	FIN CLEAR	4,439.80	TDOA MBIA		4,439.80
2022 551 VOICES - JUV CJD GRANT	FIN CLEAR		TDOA		
2022 552 ETCOG RESIDENTIAL	FIN CLEAR	61.00-			61.00-
2022 555 JUVENILE PROBATION INTEREST FIN CLEAR		105.72			
			TDOA MBIA	24,057.83	24,262.16
				98.61	
2022 556 REGIONAL SERVICE ENHANCEMENTFIN CLEAR		18,661.18			18,661.18
2022 558 GRANT S	FIN CLEAR	54,192.50			54,192.50
2022 559 MENTAL IMPAIRMENT CASELOAD	FIN CLEAR	1,641.90	TDOA MBIA		1,641.90
2022 565 INDIGENT DEFENSE GRANT	FIN CLEAR	4,430.27	TDOA	33,142.64	37,572.91
2022 567 FIRE MARSHAL	FIN CLEAR	41,934.92	TDOA MBIA	194,314.71	346,339.39
				110,089.76	
2022 568 TECHNOLOGY RESOURCES	FIN CLEAR	1.07	TDOA		1.07
2022 569 HAVA ELECTION GRANT	FIN CLEAR	5,304.60	TDOA	15,217.19	20,521.79
2022 570 GOLDEN WATER SUPPLY CORP					
2022 580 D.A. CHECK COLLECTION FUND	FIN CLEAR	573.71	TDOA MBIA	8,681.81	9,255.52
2022 591 CONSTABLE #1 TLEOSE FUND	FIN CLEAR	2,425.54	TDOA MBIA	.33	2,425.87
2022 592 CONSTABLE #2 TLEOSE FUND	FIN CLEAR	2,567.48	MBIA		2,567.48
2022 593 CONSTABLE #3 TLEOSE FUND	FIN CLEAR	1,359.92	MBIA		1,359.92
2022 594 CONSTABLE #4 TLEOSE FUND	FIN CLEAR	37.71	TDOA MBIA	4,905.81	4,943.52

FUND NAME	CHECKING ACCOUNT	CHECKING AMOUNT	TDOA ACCOUNT	TDOA AMOUNT	FUND TOTAL
2022 595 SHERIFF TEOSE FUND	FIN CLEAR	3,331.99	TDOA MBA	9,011.18	12,343.17
2022 596 DA TEOSE FUND	FIN CLEAR	2,605.29	MBA		2,605.29
2022 600 JUSTICE COURT TECHNOLOGY FUNDFIN	CLEAR	1,685.75	TDOA MBA	50,692.18	52,377.93
2022 800 CONTRIBUTION RELIEF FUND	FIN CLEAR		TDOA	16,082.93	16,082.93
2022 802 VETERAN'S MEMORIAL WALL FUNDFIN	CLEAR		TDOA		
2022 803 HISTORICAL COMMISSION	FIN CLEAR	5,831.85	TDOA	5,286.60	11,118.45
2022 804 VAN TORNADO-ASSISTANCE	FIN CLEAR				
2022 805 FEMA - DEC 2015 STORM	FIN CLEAR		TDOA		
2022 806 FEMA APRIL 2016 STORM	FIN CLEAR				
2022 807 HAZARD MITIGATION GRANT	FIN CLEAR		TDOA		
2022 808 COURTHOUSE PLANNING GRANT	FIN CLEAR				
2022 809 PRETRIAL INTERVENTION PROGRAMFIN	CLEAR	1,776.15	TDOA	42,362.75	44,138.90
2022 810 SHERIFF JUSTICE FORFEITURE FIN	CLEAR	870.00	TDOA	25,457.69	26,327.69
2022 811 SHERIFF TREASURY FORFEITURE FIN	CLEAR		TDOA		
2022 812 CONSTABLE PCT #1 FORFEITURE FIN	CLEAR	500.00	TDOA		500.00
2022 813 VOICES - JUV CJD GRANT	FIN CLEAR	2,550.69-			2,550.69-
2022 814 LOCAL TRUANCY PREVENTION & DEIN	CLEAR	4,665.70	TDOA	10,000.00	14,665.70
2022 815 COVID -19	FIN CLEAR		TDOA MBA TX CLASS		
2022 816 COUNTY INFRASTURE FUND GRANTFIN	CLEAR	58,696.58-	TDOA MBA		58,696.58-
2022 817 AMERICAN RESCUE PLAN	FIN CLEAR		TDOA MBA TX CLASS	5,498,113.91	5,498,113.91
TOTAL		1,824,472.98		27,660,932.49	29,485,405.47

CHECK ACCOUNT

ACCOUNT BALANCE - FIN CLEAR	1,216,232.48
ACCOUNT BALANCE - CTY JURY	3,411.00
ACCOUNT BALANCE - ESCROW #1	2,468.25
ACCOUNT BALANCE - ESCROW #2	9,733.10
ACCOUNT BALANCE - ESCROW #3	6,004.50
ACCOUNT BALANCE - ESCROW #7	2,000.42
ACCOUNT BALANCE - ESCROW #8	924.18
ACCOUNT BALANCE - ESCROW #9	1,052.15
ACCOUNT BALANCE - ESCROW #10	29,072.27
ACCOUNT BALANCE - ESCROW #11	5,590.78
ACCOUNT BALANCE - ESCROW #17	6,483.67
ACCOUNT BALANCE - ESCROW #27	2,928.94
ACCOUNT BALANCE - ESCROW #84	641.04
ACCOUNT BALANCE - DEBT CL	343,885.38
ACCOUNT BALANCE - PAYCLEAR	194,039.82
TOTAL	1,824,472.98

TDOA ACCOUNT

ACCOUNT BALANCE - TDOA	8,719,557.22
ACCOUNT BALANCE - MBIA	13,443,261.36
ACCOUNT BALANCE - TX CLASS	5,498,113.91
TOTAL	27,660,932.49

FUND NAME	**** MONTH TO DATE **** REVENUES	**** MONTH TO DATE **** EXPENSES	**** YEAR TO DATE **** REVENUES	**** YEAR TO DATE **** EXPENSES
2022 GENERAL FUND	4,542,614.24	1,151,157.09	7,743,364.34	4,280,344.89
2022 RESERVE FUNDS	.00	.00	.00	.00
2022 SHERIFF CHAPTER 59 FORFEITURE	.68	.00	4.74	.00
2022 DA FORFEITURE FUND	.00	.00	.00	.00
2022 BUILDING SECURITY FUND	4,673.86	4,634.49	16,393.73	17,882.68
2022 JUSTICE COURT BIDG SECURITY	189.78	.00	564.08	496.00
2022 DA FORFEITURE FUND	.00	.00	.00	.00
2022 ROAD & BRIDGE - PCT. 1	680,292.38	104,777.26	1,128,177.79	575,994.36
2022 ROAD & BRIDGE - PCT. 2	831,117.06	59,720.28	1,386,253.50	747,039.47
2022 ROAD & BRIDGE - PCT. 3	762,485.67	170,149.21	1,263,367.24	743,581.99
2022 ROAD & BRIDGE - PCT. 4	647,685.57	59,852.79	1,085,927.88	274,843.30
2022 ROAD & BRIDGE - GEN	4,668.03	4,117.86	18,672.09	15,729.31
2022 VICTIM COORDINATOR GRANT	11,311.92	4,654.37	15,130.37	19,784.74
2022 DA FORFEITURE FUND II	3.05	16,037.24	141,013.27	100,271.06
2022 CONSTABLE PCT #4 SEIZURE	.12	.00	.47	.00
2022 COUNTY LAW LIBRARY FUND	2,207.40	2,188.15	8,374.36	6,718.95
2022 COUNTY FREE LIBRARY	11,133.85	9,998.85	44,994.83	36,640.03
2022 DIGITIZE RECORDS	1,459.25	.00	5,265.44	.00
2022 SUPPLEMENTAL GUARDIANSHIP	321.10	.00	1,344.29	.00
2022 COUNTY CHILD ABUSE PREVENTION	15.31	.00	32.86	.00
2022 COURT RELATED PROGRAMS	556.44	.00	2,155.45	.00
2022 COUNTY & DISTRICT TECH FUND	138.45	.00	506.78	.00
2022 CAPITALCREDITSECONOMICDEVELOP	12.88	.00	47.82	.00
2022 DISTRICT CLERK TECHNOLOGY FUND	695.74	.00	2,178.59	19,605.00
2022 CHAPTER 19	4.85-	.00	.00	.00
2022 COUNTY RECORDS FUND	827.39	.00	2,714.54	600.00

FUND NAME	***** MONTH TO DATE ***** REVENUES	***** YEAR TO DATE ***** REVENUES	***** MONTH TO DATE ***** EXPENSES	***** YEAR TO DATE ***** EXPENSES
2022 COUNTY CLERK RECORDS FUND	12,929.15	37,818.30	.00	5,964.10
2022 DISTRICT CLERK RECORDS FUND	380.18	1,184.62	.00	.00
2022 COUNTY CLERK ARCHIVE	12,859.94	37,706.84	.00	.00
2022 PERMANENT IMPROVEMENT FUND	.00	.00	.00	.00
2022 RIGHT-OF-WAY FUND	.00	.00	.00	.00
2022 TAX ANTICIPATION NOTES	.00	.00	.00	.00
2022 DEBT SERVICE FUND	194,613.99	329,220.68	.00	.00
2022 VZC INDIGENT HEALTH PROGRAM	18,333.00	73,332.00	.00	46,221.54
2022 SOIL CONSERVATION DIST FUND	1.42	211,338.04	.00	238,928.25
2022 APPELLATE JUSTICE SYSTEM FUND	315.00	1,195.00	1,195.00	2,460.00
2022 PAYROLL CLEARING ACCOUNT.	.00	.00	.00	.00
2022 GEN FIXED ASSETS ACCOUNT GRP	.00	.00	.00	.00
2022 LONG TERM DEBT GROUP	.00	.00	.00	.00
2022 VAN ZANDT COUNTY JAIL	236,731.23	173,049.51	173,049.51	754,762.94
2022 VAN ZANDT COUNTY SHERIFF DEPT	268,244.00	211,750.69	211,750.69	976,871.97
2022 SOLID WASTE GRANT	.00	.00	.00	.00
2022 2020 HAVA CARES ACT	.48	26.58-	26.58-	.00
2022 FRUITVALE 2021 TXCDBG 7220480	.00	.00	.00	6,050.00
2022 BENWHEELERWSC 71348911131115	.00	.00	.00	.00
2022 LITTLEHOPEMOOREWSC713026081315	.00	.00	.00	.00
2022 PRETRIAL SUPERVISION	2,303.88	4,458.90	4,458.90	21,777.55
2022 COMMUNITY SUP & CORRECTIONS	29,682.50	42,290.07	42,290.07	215,072.29
2022 ADULT PROBATION CIVIL	914.23	1,229.71	1,229.71	6,138.52
2022 HIGH RISK SUBSTANCE ABUSE -CCP	.00	3,913.30	3,913.30	19,165.62
2022 HIGH RISK SEX OFFENDER -CCP	.00	4,699.22	4,699.22	23,007.44
2022 GRANT C COMMIT REDUCTION PROG	.00	.00	.00	.00

FUND NAME	**** MONTH TO DATE **** REVENUES	**** YEAR TO DATE **** REVENUES	**** MONTH TO DATE **** EXPENSES	**** YEAR TO DATE **** EXPENSES
2022 JUVENILE PROBATION FUND	45,914.08	176,325.01	41,521.95	208,258.23
2022 VZCJPD STATE AID GRANT A	39,390.00	236,335.00	35,949.88	176,132.79
2022 VZCJPD - GRANT N	.00	.00	.00	.00
2022 D A SUPPLEMENTAL FUND	7,500.00	7,500.00	1,730.57	6,573.90
2022 VOICES - JUV CJD GRANT	.00	.00	.00	.00
2022 ETCOG RESIDENTIAL	.00	1,950.00	.00	.00
2022 JUVENILE PROBATION INTEREST	17.95	68.89	.00	.00
2022 REGIONAL SERVICE ENHANCEMENT	6,967.00	46,905.80	6,694.90	28,383.41
2022 GRANT S	11,419.00	68,514.00	5,254.99	14,736.06
2022 MENTAL IMPAIRMENT CASELOAD	.00	20,018.52	3,686.91	18,939.12
2022 INDIGENT DEFENSE GRANT	.00	.00	4,160.04	15,883.53
2022 FIRE MARSHAL	28,099.23	82,681.22	12,663.48	43,630.84
2022 TECHNOLOGY RESOURCES	.00	.00	.00	.00
2022 HAVA ELECTION GRANT	.48	1.88	.00	.00
2022 GOLDEN WATER SUPPLY CORP	.00	.00	.00	.00
2022 D.A. CHECK COLLECTION FUND	31.17	82.48	245.08	925.93
2022 CONSTABLE #1 TIEOSE FUND	.00	.00	.00	585.99
2022 CONSTABLE #2 TIEOSE FUND	.00	.00	125.00	125.00
2022 CONSTABLE #3 TIEOSE FUND	.00	.00	.00	.00
2022 CONSTABLE #4 TIEOSE FUND	.15	.59	.00	.00
2022 SHERIFF TIEOSE FUND	.28	1.11	.00	.00
2022 DA TIEOSE FUND	.00	.00	.00	.00
2022 JUSTICE COURT TECHNOLOGY FUND	654.75	1,917.97	.00	9,969.28
2022 CONTRIBUTION RELIEF FUND	.00	.00	.00	.00
2022 VETERAN'S MEMORIAL WALL FUND	.00	.00	.00	.00
2022 HISTORICAL COMMISSION	365.16	2,335.64	.00	50.00

FUND NAME	**** MONTH TO DATE **** REVENUES	**** YEAR TO DATE **** REVENUES	**** MONTH TO DATE **** EXPENSES	**** YEAR TO DATE **** EXPENSES
2022 VAN TORNADO-ASSISTANCE	.00	.00	.00	.00
2022 FEMA - DEC 2015 STORM	.00	.00	.00	.00
2022 FEMA APRIL 2016 STORM	.00	.00	.00	.00
2022 HAZARD MITIGATION GRANT	.00	.00	.00	.00
2022 COURTHOUSE PLANNING GRANT	.00	.00	.00	.00
2022 PRETRIAL INTERVENTION PROGRAM	751.36	3,905.68	1,476.83	5,588.47
2022 SHERIFF JUSTICE FORFEITURE FUN	.81	3.17	.00	.00
2022 SHERIFF TREASURY FORFEITURE FU	.00	.00	.00	.00
2022 CONSTABLE PCT #1 FORFEITURE FU	.00	.00	.00	.00
2022 VOICES - JUV CJD GRANT	14,878.81	11,352.27	2,893.22	14,245.49
2022 LOCAL TRUANCY PREVENTION & DIV	635.78	2,013.65	.00	.00
2022 COVID -19	.00	.00	.00	.00
2022 COUNTY INFRASTURE FUND GRANT	51,459.06	52,341.56	.00	.00
2022 AMERICAN RESCUE PLAN	450.68	1,220.77	.00	.00
TOTAL	8,488,250.07	16,505,689.86	2,159,931.89	9,699,980.04

ACCOUNT NAME	BEGINNING CASH BALANCE	CASH RECEIPTS	CASH DISBURSEMENTS	ENDING CASH BALANCE
2022 010 GENERAL FUND				
CASH	198,891.02	4,920,861.14	4,576,861.56	542,890.60
COINS	1.00	.00	.00	1.00
RETURNED CHECK FEES	.00	.00	.00	.00
AMERICAN NATIONAL CASH	.00	.00	.00	.00
VZC JURY CASH CLEARING	3,411.00	.00	.00	3,411.00
PETTY CASH CHECKING DEBT SERVICE	100.00	.00	.00	100.00
PETTY CASH COLLECTION-PCT. 1	500.00	.00	.00	500.00
PETTY CASH-CITY CLERK	400.00	.00	.00	400.00
PETTY CASH-DIST CLERK	400.00	.00	.00	400.00
COUNTY COURT JURY CASH	1,250.00	.00	.00	1,250.00
DISTRICT COURT JURY CASH	1,200.00	.00	.00	1,200.00
PETTY CASH-JP #1	200.00	.00	.00	200.00
PETTY CASH-JP #2	200.00	.00	.00	200.00
PETTY CASH-JP #4	200.00	.00	.00	200.00
PETTY CASH-SHERIFF	200.00	.00	.00	200.00
PETTY CASH-TAX COLLECTOR	3,300.00	.00	.00	3,300.00
PETTY CASH-TAX COLLECTOR (BOAT)	.00	.00	.00	.00
PETTY CASH-TAX COLL (BOAT CR ACCT)	2.70	.00	.00	2.70
PETTY CASH-TAX (BOAT CR ACCT)	1,561,945.01	1,215,114.64	.00	2,777,059.65
TIME DEPOSIT ON ACCOUNT	6,534,399.35	1,875,609.84	.00	8,410,009.19
MBIA MUNICIPAL INVESTORS SERV	8,306,050.08	8,011,585.62	4,576,861.56	11,740,774.14
FUND TOTALS				
2022 012 RESERVE FUNDS				
CASH	.00	.00	.00	.00
DEPOSIT ON ACCOUNT	.00	.00	.00	.00
MBIA MUNICIPAL INVESTORS SERV	.00	.00	.00	.00
FUND TOTALS	.00	.00	.00	.00
2022 015 SHERIFF CHAPTER 59 FORFEITURE				
CASH	3,393.92	.00	.00	3,393.92
AMERICAN NATIONAL CASH	.00	.00	.00	.00
CASH-OTHER	21,364.67	.00	.00	21,364.67
TIME DEPOSIT ON ACCOUNT	.00	.00	.00	.00
MBIA MUNICIPAL INVESTORS SERV	24,758.59	.68	.00	24,759.27
FUND TOTALS				
2022 016 DA FORFEITURE FUND				
CASH	2,463.15	.00	.00	2,463.15
D. A. ESCROW/BART ROGERS	9,732.69	.41	.00	9,733.10
D. A. ESCROW/CALE	6,004.27	.23	.00	6,004.50
D. A. ESCROW/RODRIGUEZ	.00	.00	.00	.00
D. A. ESCROW	.00	.00	.00	.00
D. A. ESCROW/#6 VILLARREAL	2,000.33	.00	.00	2,000.33
D. A. ESCROW/KOROSEC	934.14	.05	.00	934.19
D. A. ESCROW/#9 NORRIS	1,052.10	.24	.00	1,052.34
D. A. ESCROW/#11 DAWSON	29,071.03	1.23	.00	29,072.26
D. A. ESCROW/ASHFRD, BRCHR, ALEX	5,590.55	.24	.00	5,590.79
D. A. ESCROW/	.00	.00	.00	.00
D. A. ESCROW/	.00	.00	.00	.00
D. A. ESCROW/	.00	.00	.00	.00
D. A. ESCROW/	.00	.00	.00	.00
D. A. ESCROW/K. TURNER	6,483.40	.27	.00	6,483.67

ACCOUNT NAME	BEGINNING CASH BALANCE	CASH RECEIPTS	CASH DISBURSEMENTS	ENDING CASH BALANCE
2022 021 ROAD & BRIDGE - PCT. 1				
CASH	77,498.71	680,218.57	708,057.71	49,659.57
TIME DEPOSIT ON ACCOUNT	196,648.48	200,011.78	.00	396,660.26
MBIA MUNICIPAL INVESTORS SERV	455,434.89	400,062.03	.00	855,496.92
FUND TOTALS	729,582.08	1,280,292.38	708,057.71	1,301,916.75
2022 022 ROAD & BRIDGE - PCT. 2				
CASH	171,772.25	831,027.81	933,770.09	69,029.97
TIME DEPOSIT ON ACCOUNT	476,671.82	375,025.57	.00	851,697.39
MBIA MUNICIPAL INVESTORS SERV	378,164.09	500,063.68	.00	878,227.77
FUND TOTALS	1,026,608.16	1,706,117.06	933,770.09	1,798,955.13
2022 023 ROAD & BRIDGE - PCT. 3				
CASH	57,154.58	762,394.79	771,851.91	47,697.46
TIME DEPOSIT ON ACCOUNT	163,397.50	200,010.71	.00	363,408.21
MBIA MUNICIPAL INVESTORS SERV	705,497.57	400,080.17	.00	1,105,577.84
FUND TOTALS	926,049.75	1,362,485.67	771,851.91	1,151,683.51
2022 024 ROAD & BRIDGE - PCT. 4				
CASH	135,512.42	647,602.34	731,566.69	51,548.07
TIME DEPOSIT ON ACCOUNT	164,927.52	250,012.13	.00	414,939.65
MBIA MUNICIPAL INVESTORS SERV	555,476.83	425,071.10	.00	980,547.93
FUND TOTALS	855,916.77	1,322,685.57	731,566.69	1,447,035.65
2022 026 ROAD & BRIDGE - GEN				
CASH	6,013.13	4,668.00	4,123.20	6,557.93
TIME DEPOSIT ON ACCOUNT	1,021.92	.03	.00	1,021.95
MBIA MUNICIPAL INVESTORS SERV	.00	.00	.00	.00
FUND TOTALS	7,035.05	4,668.03	4,123.20	7,579.88
2022 035 VICTIM COORDINATOR GRANT				
CASH	10,233.73	11,311.92	4,624.91	3,546.72
TIME DEPOSIT ON ACCOUNT	.00	.00	.00	.00
MBIA MUNICIPAL INVESTORS SERV	.00	.00	.00	.00
FUND TOTALS	10,233.73	11,311.92	4,624.91	3,546.72
2022 036 DA FORFEITURE FUND II				
CASH	116,378.71	80,000.00	195,675.18	703.53
TIME DEPOSIT ON ACCOUNT	72,242.57	100,003.05	80,000.00	92,245.62
MBIA MUNICIPAL INVESTORS SERV	.00	.00	.00	.00
FUND TOTALS	188,621.28	180,003.05	275,675.18	92,949.15
2022 037 CONSTABLE PCT #4 SEIZURE				
CASH	819.89	.00	.00	819.89
TIME DEPOSIT ON ACCOUNT	3,885.45	.00	.00	3,885.45
MBIA MUNICIPAL INVESTORS SERV	.00	.00	.00	.00
FUND TOTALS	4,705.34	.12	.00	4,705.46
2022 040 COUNTY LAW LIBRARY FUND				
CASH	5,605.76	2,205.00	2,188.15	5,622.61

ACCOUNT NAME	BEGINNING CASH BALANCE	CASH RECEIPTS	CASH DISBURSEMENTS	ENDING CASH BALANCE
2022 042 COUNTY FREE LIBRARY	37,467.74	11,133.85	9,908.53	38,693.06
CASH	.00	.00	.00	.00
TIME DEPOSIT ON ACCOUNT	.00	.00	.00	.00
MBIA MUNICIPAL INVESTORS SERV	37,467.74	11,133.85	9,908.53	38,693.06
FUND TOTALS				
2022 047 DIGITIZE RECORDS	10,187.98	1,455.62	.00	11,643.60
CASH	112,994.31	3.63	.00	112,997.94
TIME DEPOSIT ON ACCOUNT	.00	.00	.00	.00
MBIA	123,182.29	1,459.25	.00	124,641.54
FUND TOTALS				
2022 048 SUPPLEMENTAL GUARDIANSHIP	6,428.22	320.00	.00	6,748.22
CASH	34,475.40	1.10	.00	34,476.50
TEXPOOL	40,903.62	321.10	.00	41,224.72
FUND TOTALS				
2022 049 COUNTY CHLD ABUSE PREVENTION	2,811.15	15.05	.00	2,826.20
CASH	8,287.72	.26	.00	8,287.98
TIME DEPOSIT ON ACCOUNT	11,098.87	15.31	.00	11,114.18
FUND TOTALS				
2022 050 COURT RELATED PROGRAMS	3,920.49	556.19	.00	4,476.68
CASH	8,000.94	.25	.00	8,001.19
TIME DEPOSIT ON ACCOUNT	.00	.00	.00	.00
MBIA MUNICIPAL INVESTORS SERV	11,921.43	556.44	.00	12,477.87
FUND TOTALS				
2022 052 COUNTY & DISTRICT TECH FUND	3,534.85	138.29	.00	3,673.14
CASH	4,992.26	.16	.00	4,992.42
TIME DEPOSIT ON ACCOUNT	.00	.00	.00	.00
MBIA	8,527.11	138.45	.00	8,665.56
FUND TOTALS				
2022 053 CAPITALCREDITSECONOMICDEVELOP	125.33	10.34	.00	125.33
CASH	321,697.96	2.54	.00	321,700.30
TIME DEPOSIT ON ACCOUNT	35,025.86	12.88	.00	35,028.40
MBIA	356,849.15	12.88	.00	356,862.03
FUND TOTALS				
2022 054 DISTRICT CLERK TECHNOLOGY FUND	2,066.24	695.00	.00	2,761.24
CASH	23,052.53	.74	.00	23,053.27
TIME DEPOSIT ON ACCOUNT	.00	.00	.00	.00
MBIA MUNICIPAL INVESTORS SERV	25,118.77	695.74	.00	25,814.51
FUND TOTALS				
2022 055 CHAPTER 19	.00	.00	.00	.00
TIME DEPOSIT ON ACCOUNT	4.85	.00	.00	4.85
MBIA	.00	.00	.00	.00
FUND TOTALS	4.85	.00	.00	4.85
2022 056 COUNTY RECORDS FUND	5,017.39	817.56	200.00	5,634.95
CASH				

ACCOUNT NAME	BEGINNING CASH BALANCE	CASH RECEIPTS	CASH DISBURSEMENTS	ENDING CASH BALANCE
2022 057 COUNTY CLERK RECORDS FUND	13,817.12	12,917.29	5,964.10-	20,770.31
CASH DEPOSIT ON ACCOUNT	369,034.78	11.86	.00	369,046.64
MBIA MUNICIPAL INVESTORS SERV	.00	.00	.00	.00
FUND TOTALS	382,851.90	12,929.15	5,964.10-	389,816.95
2022 058 DISTRICT CLERK RECORDS FUND	8,687.39	379.88	.00	9,067.27
CASH DEPOSIT ON ACCOUNT	9,457.56	.30	.00	9,457.86
FUND TOTALS	18,144.95	380.18	.00	18,525.13
2022 059 COUNTY CLERK ARCHIVE	15,167.65	12,839.50	.00	28,007.15
CASH DEPOSIT ON ACCOUNT	635,958.41	20.44	.00	635,978.85
FUND TOTALS	651,126.06	12,859.94	.00	663,986.00
2022 070 PERMANENT IMPROVEMENT FUND	.00	.00	.00	.00
CASH DEPOSIT ON ACCOUNT	.00	.00	.00	.00
MBIA MUNICIPAL INVESTORS SERV	.00	.00	.00	.00
FUND TOTALS	.00	.00	.00	.00
2022 075 RIGHT-OF-WAY FUND	.00	.00	.00	.00
CASH DEPOSIT ON ACCOUNT	.00	.00	.00	.00
MBIA MUNICIPAL INVESTORS SERV	.00	.00	.00	.00
FUND TOTALS	.00	.00	.00	.00
2022 084 TAX ANTICIPATION NOTES	.00	.00	.00	.00
CASH DEPOSIT ON ACCOUNT	.00	.00	.00	.00
MBIA	.00	.00	.00	.00
FUND TOTALS	.00	.00	.00	.00
2022 085 DEBT SERVICE FUND	149,317.55	194,567.83	.00	343,885.38
CASH DEPOSIT ON ACCOUNT	.14	.00	.00	.14
MBIA MUNICIPAL INVESTORS SERV	636,573.98	46.16	.00	636,620.14
FUND TOTALS	785,891.67	194,613.99	.00	980,505.66
2022 087 VZC INDIGENT HEALTH PROGRAM	26,226.01	18,333.00	13,623.03-	30,935.98
CASH DEPOSIT ON ACCOUNT	114,192.06	.00	.00	114,192.06
MBIA MUNICIPAL INVESTORS SERV	.00	.00	.00	.00
FUND TOTALS	140,418.07	18,333.00	13,623.03-	145,128.04
2022 088 SOIL CONSERVATION DIST FUND	24,665.97-	25,000.00	.00	334.03
CASH DEPOSIT ON ACCOUNT	64,390.65	1.42	.00	39,392.07
MBIA MUNICIPAL INVESTORS SERV	.00	.00	.00	.00
FUND TOTALS	39,724.68	25,001.42	25,000.00-	39,726.10
2022 090 APPELLATE JUSTICE SYSTEM FUND	1,300.35	315.00	1,195.00-	420.35

ACCOUNT NAME	BEGINNING CASH BALANCE	CASH RECEIPTS	CASH DISBURSEMENTS	ENDING CASH BALANCE
2022 095 PAYROLL CLEARING ACCOUNT.				
CASH MUNICIPAL INVESTORS SERV	194,039.82	.00	.00	194,039.82
FUND TOTALS	194,039.82	.00	.00	194,039.82
2022 096 GEN FIXED ASSETS ACCOUNT GRP				
MBIA MUNICIPAL INVESTORS SERV	.00	.00	.00	.00
FUND TOTALS	.00	.00	.00	.00
2022 097 LONG TERM DEBT GROUP				
MBIA MUNICIPAL INVESTORS SERV	.00	.00	.00	.00
FUND TOTALS	.00	.00	.00	.00
2022 131 VAN ZANDT COUNTY JAIL				
CASH	3,281.08	386,731.23	367,911.97	22,100.34
MEDICARE PAYABLE	.00	.00	.00	.00
VOUCHERS PAYABLE	.00	.00	.00	.00
TIME DEPOSIT ON ACCOUNT	371,012.68	200,000.00	150,000.00	421,012.68
MBIA MUNICIPAL INVESTORS SERV	.00	.00	.00	.00
FUND TOTALS	374,293.76	586,731.23	517,911.97	443,113.02
2022 132 VAN ZANDT COUNTY SHERIFF DEPT				
CASH	8,038.61	418,244.00	407,012.44	19,270.17
TIME DEPOSIT ON ACCOUNT	292,000.00	200,000.00	130,000.00	342,000.00
MBIA MUNICIPAL INVESTORS SERV	.00	.00	.00	.00
FUND TOTALS	300,038.61	618,244.00	537,012.44	361,270.17
2022 145 SOLID WASTE GRANT				
CASH	.00	.00	.00	.00
TIME DEPOSIT ON ACCOUNT	.00	.00	.00	.00
FUND TOTALS	.00	.00	.00	.00
2022 147 2020 HAVA CARES ACT				
CASH	1,820.16	26.58	.00	1,846.74
TDOA	15,037.03	.48	.00	15,037.51
MBIA	.00	.00	.00	.00
FUND TOTALS	16,857.19	27.06	.00	16,884.25
2022 400 FRUITVALE 2021 TXCDBG 72220480				
CASH	.00	.00	.00	.00
WATER GRANT CASH	.00	.00	.00	.00
FUND TOTALS	.00	.00	.00	.00
2022 401 BENWHEELERMSC 71348911131115				
FUND TOTALS	.00	.00	.00	.00
2022 402 LITTLEHOPEMOOREMSC713026081315				
CASH	.00	.00	.00	.00
WATER GRANT CASH	.00	.00	.00	.00
FUND TOTALS	.00	.00	.00	.00
2022 540 PRETRIAL SUPERVISION				
CASH	1,891.48	7,400.00	4,538.94	4,752.54

ACCOUNT NAME	TD0A	FUND TOTALS	BEGINNING CASH BALANCE	CASH RECEIPTS	DISBURSEMENTS	ENDING CASH BALANCE
2022 541 COMMUNITY SUP & CORRECTIONS			123,169.85	7,403.88	5,000.00	118,173.73
CASH			24,366.04	29,689.48	42,011.71	12,043.81
PETTY CASH			100.00	.00	.00	100.00
TIME DEPOSIT ON ACCOUNT			249,685.60	8.02	.00	249,693.62
MBIA MUNICIPAL INVESTORS SERV			.00	.00	.00	.00
FUND TOTALS			274,151.64	29,697.50	42,011.71	261,837.43
2022 542 ADULT PROBATION CIVIL			7,179.06	890.00	1,222.03	6,847.03
CASH			51,169.32	1.64	.00	51,170.96
TD0A			311,542.21	22.59	.00	311,564.80
MBIA			369,890.39	914.23	1,222.03	369,582.79
FUND TOTALS			3,384.97	.00	3,883.52	498.55
2022 543 HIGH RISK SUBSTANCE ABUSE -CCP			13,267.12	.00	4,663.50	8,603.62
CASH			.00	.00	.00	.00
TIME DEPOSIT ON ACCOUNT			.00	.00	.00	.00
MBIA MUNICIPAL INVESTORS SERV			13,267.12	.00	4,663.50	8,603.62
FUND TOTALS			.63	.00	.63	.00
2022 545 GRANT C COMMIT REDUCTION PROG			18,527.10	45,914.08	40,111.02	24,330.16
CASH			220,000.00	.00	.00	220,000.00
TIME DEPOSIT ON ACCOUNT			120,000.00	.00	.00	120,000.00
MBIA MUNICIPAL INVESTORS SERV			358,527.10	45,914.08	40,111.02	364,330.16
FUND TOTALS			59,222.71	39,390.00	35,713.49	62,899.22
2022 547 VZCJPD STATE AID GRANT A			4,479.81	.00	.00	4,479.81
CASH			.00	.00	.00	.00
TIME DEPOSIT ON ACCOUNT			.00	.00	.00	.00
MBIA MUNICIPAL INVESTORS SERV			4,479.81	.00	.00	4,479.81
FUND TOTALS			4,479.81	.00	.00	4,479.81
2022 549 VZCJPD - GRANT N			1,342.67	7,500.00	1,717.53	4,439.80
CASH			.00	.00	.00	.00
TIME DEPOSIT ON ACCOUNT			.00	.00	.00	.00
MBIA MUNICIPAL INVESTORS SERV			1,342.67	7,500.00	1,717.53	4,439.80
FUND TOTALS			.00	.00	.00	.00
2022 551 VOICES - JUV CJD GRANT			1,342.67	7,500.00	1,717.53	4,439.80
VOICES - CJD JUV GRANT			.00	.00	.00	.00

ACCOUNT NAME	BEGINNING CASH BALANCE	CASH RECEIPTS	CASH DISBURSEMENTS	ENDING CASH BALANCE
2022 552 ETCOG RESIDENTIAL	61.00-	.00	.00	61.00-
CASH	61.00-	.00	.00	61.00-
FUND TOTALS	61.00-	.00	.00	61.00-
2022 555 JUVENILE PROBATION INTEREST	104.32	1.40	.00	105.72
CASH	104.32	1.40	.00	105.72
TIME DEPOSIT ON ACCOUNT	24,049.99	7.84	.00	24,057.83
MBIA MUNICIPAL INVESTORS SERV	82.90	8.71	.00	98.61
FUND TOTALS	24,244.21	17.95	.00	24,262.16
2022 556 REGIONAL SERVICE ENHANCEMENT	18,357.23	6,967.00	6,663.05-	18,661.18
CASH	18,357.23	6,967.00	6,663.05-	18,661.18
FUND TOTALS	18,357.23	6,967.00	6,663.05-	18,661.18
2022 558 GRANT S	48,006.49	11,419.00	5,232.99-	54,192.50
CASH	48,006.49	11,419.00	5,232.99-	54,192.50
FUND TOTALS	48,006.49	11,419.00	5,232.99-	54,192.50
2022 559 MENTAL IMPAIRMENT CASELOAD	5,299.39	363.09	4,020.58-	1,641.90
CASH	5,299.39	363.09	4,020.58-	1,641.90
TIME DEPOSIT ON ACCOUNT	.00	.00	.00	.00
MBIA MUNICIPAL INVESTORS SERV	.00	.00	.00	.00
FUND TOTALS	5,299.39	363.09	4,020.58-	1,641.90
2022 565 INDIGENT DEFENSE GRANT	3,532.71	5,000.00	4,102.44-	4,430.27
CASH	3,532.71	5,000.00	4,102.44-	4,430.27
TIME DEPOSIT ON ACCOUNT	38,142.64	.00	5,000.00-	33,142.64
FUND TOTALS	41,675.35	5,000.00	9,102.44-	37,572.91
2022 567 FIRE MARSHAL	25,758.95	28,085.00	11,909.03-	41,934.92
CASH	25,758.95	28,085.00	11,909.03-	41,934.92
TDCA	194,308.47	6.24	.00	194,314.71
MBIA	110,081.77	7.99	.00	110,089.76
FUND TOTALS	330,149.19	28,099.23	11,909.03-	346,339.39
2022 568 TECHNOLOGY RESOURCES	1.07	.00	.00	1.07
CASH	1.07	.00	.00	1.07
TIME DEPOSIT ON ACCOUNT	.00	.00	.00	.00
FUND TOTALS	1.07	.00	.00	1.07
2022 569 HAVA ELECTION GRANT	5,304.60	.00	.00	5,304.60
CASH	5,304.60	.00	.00	5,304.60
TDCA	15,216.71	.48	.00	15,217.19
MBIA	.00	.00	.00	.00
FUND TOTALS	20,521.31	.48	.00	20,521.79
2022 570 GOLDEN WATER SUPPLY CORP	.00	.00	.00	.00
GOLDEN WATER TDHCA 726216	.00	.00	.00	.00
MBIA MUNICIPAL INVESTORS SERV	.00	.00	.00	.00
FUND TOTALS	.00	.00	.00	.00
2022 580 D.A. CHECK COLLECTION FUND	786.05	30.90	243.24-	573.71
CASH	786.05	30.90	243.24-	573.71
TIME DEPOSIT ON ACCOUNT	8,681.54	.27	.00	8,681.81

ACCOUNT NAME	BEGINNING CASH BALANCE	CASH RECEIPTS	CASH DISBURSEMENTS	ENDING CASH BALANCE
2022 591 CONSTABLE #1 TLEOSE FUND	2,425.54	.00	.00	2,425.54
CASH	.49-	.00	.00	.49-
CASH - CITIZENS NATIONAL	.33	.00	.00	.33
TDOA	.00	.00	.00	.00
MBIA MUNICIPAL INVESTORS SERV	.00	.00	.00	.00
FUND TOTALS	2,425.38	.00	.00	2,425.38
2022 592 CONSTABLE #2 TLEOSE FUND	2,692.48	.00	125.00-	2,567.48
CASH	.00	.00	.00	.00
CASH OTHER	.00	.00	.00	.00
MBIA MUNICIPAL INVESTORS SERV	2,692.48	.00	125.00-	2,567.48
FUND TOTALS	2,692.48	.00	125.00-	2,567.48
2022 593 CONSTABLE #3 TLEOSE FUND	1,359.92	.00	.00	1,359.92
CASH	3,738.50	.00	.00	3,738.50
CASH OTHER - CITY NATIONAL	.00	.00	.00	.00
MBIA MUNICIPAL INVESTORS SERV	5,098.42	.00	.00	5,098.42
FUND TOTALS	5,098.42	.00	.00	5,098.42
2022 594 CONSTABLE #4 TLEOSE FUND	37.71	.00	.00	37.71
CASH	4,905.66	.15	.00	4,905.81
TIME DEPOSIT ON ACCOUNT	.00	.00	.00	.00
MBIA MUNICIPAL INVESTORS SERV	4,943.37	.15	.00	4,943.52
FUND TOTALS	4,943.37	.15	.00	4,943.52
2022 595 SHERIFF TLEOSE FUND	3,331.99	.00	.00	3,331.99
CASH	9,010.90	.28	.00	9,011.18
TDOA	.00	.00	.00	.00
MBIA MUNICIPAL INVESTORS SERV	12,342.89	.28	.00	12,343.17
FUND TOTALS	12,342.89	.28	.00	12,343.17
2022 596 DA TLEOSE FUND	2,605.29	.00	.00	2,605.29
CASH	2,605.29	.00	.00	2,605.29
MBIA MUNICIPAL INVESTORS SERV	2,605.29	.00	.00	2,605.29
FUND TOTALS	2,605.29	.00	.00	2,605.29
2022 600 JUSTICE COURT TECHNOLOGY FUND	1,031.00	654.75	.00	1,685.75
CASH	50,692.18	.00	.00	50,692.18
TIME DEPOSIT ON ACCOUNT	.00	.00	.00	.00
MBIA MUNICIPAL INVESTORS SERV	51,723.18	654.75	.00	52,377.93
FUND TOTALS	51,723.18	654.75	.00	52,377.93
2022 800 CONTRIBUTION RELIEF FUND	.00	.00	.00	.00
CASH	16,082.93	.00	.00	16,082.93
CASH DEPOSIT ON ACCOUNT	16,082.93	.00	.00	16,082.93
FUND TOTALS	16,082.93	.00	.00	16,082.93
2022 802 VETERAN'S MEMORIAL WALL FUND	.00	.00	.00	.00
CASH	.00	.00	.00	.00
TIME DEPOSIT ON ACCOUNT	.00	.00	.00	.00
FUND TOTALS	.00	.00	.00	.00
2022 803 HISTORICAL COMMISSION CASH	5,466.85	365.00	.00	5,831.85
HISTORICAL COMMISSION	5,466.85	365.00	.00	5,831.85

ACCOUNT NAME	BEGINNING CASH BALANCE	CASH RECEIPTS	CASH DISBURSEMENTS	ENDING CASH BALANCE
2022 804 VAN TORNADO-ASSISTANCE VAN TORNADO-ASSISTANCE-CASH VTRASST-TIME DEPOSITION ACCOUNT FUND TOTALS	10,753.29	365.16	.00	11,118.45
2022 805 FEMA - DEC 2015 STORM CASH TIME DEPOSIT ON ACCOUNT FUND TOTALS	.00	.00	.00	.00
2022 806 FEMA APRIL 2016 STORM CASH TIME DEPOSIT ON ACCOUNT FUND TOTALS	.00	.00	.00	.00
2022 807 HAZARD MITIGATION GRANT CASH TIME DEPOSIT ON ACCOUNT MEDIA MUNICIPAL INVESTORS SERV FUND TOTALS	.00	.00	.00	.00
2022 808 COURTHOUSE PLANNING GRANT CASH WATER GRANT CASH FUND TOTALS	.00	.00	.00	.00
2022 809 PRETRIAL INTERVENTION PROGRAM CASH TIME DEPOSIT ON ACCOUNT FUND TOTALS	2,491.80	750.00	1,465.65	1,776.15
2022 810 SHERIFF JUSTICE FORFEITURE FUN CASH TIME DEPOSIT ON ACCOUNT FUND TOTALS	42,362.32	751.36	1,465.65	44,138.90
2022 811 SHERIFF TREASURY FORFEITURE FU CASH TIME DEPOSIT ON ACCOUNT FUND TOTALS	870.00	.00	.00	870.00
2022 812 CONSTABLE PCT #1 FORFEITURE FU CASH TIME DEPOSIT ON ACCOUNT FUND TOTALS	25,456.88	.81	.00	25,457.69
2022 813 VOICES - JUV CJD GRANT VOICES - CJD JUV GRANT TIME DEPOSIT ON ACCOUNT FUND TOTALS	26,326.88	.81	.00	26,327.69
2022 814 LOCAL TRUANCY PREVENTION & DIV CASH TIME DEPOSIT ON ACCOUNT	.00	.00	.00	.00
	500.00	.00	.00	500.00
	14,529.30	14,878.81	2,900.20	2,550.69
	14,529.30	14,878.81	2,900.20	2,550.69
	4,029.92	635.78	.00	4,665.70
	10,000.00	.00	.00	10,000.00

ACCOUNT NAME	BEGINNING CASH BALANCE	CASH RECEIPTS	CASH DISBURSEMENTS	ENDING CASH BALANCE
2022 815 COVID -19				
CASH	.00	.00	.00	.00
TIME DEPOSIT ON ACCOUNT	.00	.00	.00	.00
MBIA MUNICIPAL INVESTORS SERV	.00	.00	.00	.00
TEXAS CLASS - ARP	.00	.00	.00	.00
FUND TOTALS	.00	.00	.00	.00
2022 816 COUNTY INFRASTRUCTURE FUND GRANT				
CASH	110,155.64-	51,459.06	.00	58,696.58-
TIME DEPOSIT ON ACCOUNT	.00	.00	.00	.00
MBIA MUNICIPAL INVESTORS SERV	.00	.00	.00	.00
FUND TOTALS	110,155.64-	51,459.06	.00	58,696.58-
2022 817 AMERICAN RESCUE PLAN				
CASH	.00	.00	.00	.00
TIME DEPOSIT ON ACCOUNT	.00	.00	.00	.00
MBIA MUNICIPAL INVESTORS SERV	5,497,663.23	450.68	.00	5,498,113.91
TEXAS CLASS INVESTMENT FUND	5,497,663.23	450.68	.00	5,498,113.91
FUND TOTALS	5,497,663.23	450.68	.00	5,498,113.91
GRAND TOTALS	23,198,730.65	15,622,733.78	9,324,817.25-	29,496,647.18

ACCOUNT NUMBER	ACCOUNT NAME	DATE	AMDMT NUMBER	OLD BUDGET AMOUNT	AMENDED BUDGET AMOUNT	AMOUNT OF CHANGE	DESCRIPTION	CLK
2022 010-409-800	CONTINGENCY	10/13/2021	220003	1,000,000.00	994,160.00	5,840.00-	LINE ITEM TRANSFER	MK
2022 010-409-800	CONTINGENCY	10/27/2021	220001	994,160.00	973,460.00	20,700.00-	LINE ITEM TRANSFER	MK
2022 010-409-800	CONTINGENCY	12/08/2021	220011	973,460.00	970,499.68	2,960.32-	LINE ITEM TRANSFER	MK
2022 010-409-800	CONTINGENCY	12/22/2021	220012	970,499.68	952,124.68	18,375.00-	LINE ITEM TRANSFER	MK
2022 010-409-800	CONTINGENCY	01/19/2022	220017	952,124.68	949,624.68	2,500.00-	DA DATA INTEGRATION	SH
2022 010-409-800	CONTINGENCY	02/02/2022	220028	949,624.68	941,524.68	8,100.00-	LINE ITEM TRANSFER - SHERIF	MK
				TOTAL AMENDMENTS	TOTAL CHANGES	58,475.32-		
2022 010-445-110	COURT REPORTING	11/10/2021	220006	2,500.00	4,500.00	2,000.00	LINE ITEM TRANSFER	MK
2022 010-445-413	COURT TRANSLATORS	11/10/2021	220006	7,500.00	5,500.00	2,000.00-	LINE ITEM TRANSFER	MK
				TOTAL AMENDMENTS	TOTAL CHANGES	.00		
2022 010-497-481	SUBSCRIPTIONS/DUES	01/19/2022	220018	200.00	255.00	55.00	LINE ITEM TRANSFER	SH
2022 010-497-495	MISCELLANEOUS	01/19/2022	220018	190.00	135.00	55.00-	LINE ITEM TRANSFER	SH
				TOTAL AMENDMENTS	TOTAL CHANGES	.00		
2022 010-503-420	TELEPHONE (FAX)	10/13/2021	220001	134,800.00	135,640.00	840.00	LINE ITEM TRANSFER	MK
2022 010-503-457	MAINT. & SERVICE	10/27/2021	220003	257,100.00	267,800.00	10,700.00	LINE ITEM TRANSFER	MK
2022 010-503-457	MAINT. & SERVICE	12/08/2021	220011	267,800.00	270,760.32	2,960.32	LINE ITEM TRANSFER	MK
2022 010-503-457	MAINT. & SERVICE	12/22/2021	220012	270,760.32	289,135.32	18,375.00	LINE ITEM TRANSFER	MK
2022 010-503-572	OFFICE EQUIPMENT	10/13/2021	220001	104,750.00	109,750.00	5,000.00	LINE ITEM TRANSFER	MK
2022 010-503-572	OFFICE EQUIPMENT	10/27/2021	220003	109,750.00	119,750.00	10,000.00	LINE ITEM TRANSFER	SH
2022 010-503-572	OFFICE EQUIPMENT	01/19/2022	220017	119,750.00	122,250.00	2,500.00	DA DATA INTEGRATION	SH
2022 010-503-572	OFFICE EQUIPMENT	02/02/2022	220028	122,250.00	130,350.00	8,100.00	LINE ITEM TRANSFER - SHERIF	MK
				TOTAL AMENDMENTS	TOTAL CHANGES	58,475.32		
2022 010-510-357	YARD MAINT. SUPPLI	02/16/2022	220032	750.00	2,000.00	1,250.00	LINE ITEM TRANSFER	MK
2022 010-510-450	REP & MAINT. BLDGS	02/16/2022	220032	100,000.00	98,750.00	1,250.00-	LINE ITEM TRANSFER	MK
				TOTAL AMENDMENTS	TOTAL CHANGES	.00		
2022 015-560-495	MISC	01/20/2022	220025	60,000.00	20,000.00	40,000.00-	ADJUSTED BUDGET TO CASH AVA	SH
				TOTAL AMENDMENTS	TOTAL CHANGES	40,000.00-		
2022 021-370-100	ROAD DAMAGE PAYMEN	02/02/2022	220029	1,000.00	7,868.00-	7,868.00-	INCREASE REVENUE & EXPENSE	MK
				TOTAL AMENDMENTS	TOTAL CHANGES	7,868.00-		
2022 021-621-335	ROAD & BRIDGE MATE	02/02/2022	220029	946,769.00	954,637.00	7,868.00	INCREASE REVENUE & EXPENSE	MK
2022 021-621-571	EQUIPMENT PURCHASE	10/13/2021	220002	150,000.00	200,000.00	50,000.00	LINE ITEM TRANSFER	MK
2022 021-621-800	CONTINGENCY	10/13/2021	220002	264,030.00	214,030.00	50,000.00-	LINE ITEM TRANSFER	MK
				TOTAL AMENDMENTS	TOTAL CHANGES	7,868.00		
2022 022-367-000	DONATIONS - GENERA	12/22/2021	220013	.00	1,323.06-	1,323.06-	INCREASE TO REVENUE & EXPEN	MK
				TOTAL AMENDMENTS	TOTAL CHANGES	1,323.06-		
2022 022-622-335	ROAD & BRIDGE MATE	12/22/2021	220013	1,409,768.00	1,411,091.06	1,323.06	INCREASE TO REVENUE & EXPEN	MK
				TOTAL AMENDMENTS	TOTAL CHANGES	1,323.06		
2022 023-367-000	DONATIONS - GENERA	11/10/2021	220007	.00	1,000.00-	1,000.00-	INCREASE REV & EXP	MK
2022 023-367-000	DONATIONS - GENERA	02/02/2022	220030	1,000.00	6,000.00-	5,000.00-	INCREASE REVENUE & EXPENSE	MK
				TOTAL AMENDMENTS	TOTAL CHANGES	6,000.00-		
2022 023-623-335	ROAD & BRIDGE MATE	11/10/2021	220007	1,460,351.00	1,461,351.00	1,000.00	INCREASE REV & EXP	MK
2022 023-623-335	ROAD & BRIDGE MATE	02/02/2022	220030	1,461,351.00	1,466,351.00	5,000.00	INCREASE REVENUE & EXPENSE	MK
				TOTAL AMENDMENTS	TOTAL CHANGES	6,000.00		

ACCOUNT NUMBER	ACCOUNT NAME	DATE	AMDMT NUMBER	OLD BUDGET AMOUNT	AMENDED BUDGET AMOUNT	AMOUNT OF CHANGE	DESCRIPTION	CLK
2022 024-367-000	GENERAL CONTRIBUTI	10/27/2021	220004	1,122,397.00	1,130,077.00	7,680.00-	LINE ITEM TRANSFER	MK
				TOTAL AMENDMENTS	TOTAL CHANGES	7,680.00-		
2022 024-624-335	ROAD & BRIDGE RATE	10/27/2021	220004	1,122,397.00	1,130,077.00	7,680.00-	LINE ITEM TRANSFER	MK
				TOTAL AMENDMENTS	TOTAL CHANGES	7,680.00-		
2022 035-476-310	OFFICE SUPPLIES	01/05/2022	220016	.00	1,500.00	1,500.00	CORRECT ORIGINAL BUDGET	MK
2022 035-476-427	TRAINING	01/05/2022	220015	1,500.00	4,000.00	2,500.00	CORRECT ORIGINAL BUDGET	MK
2022 035-476-427	TRAINING	01/05/2022	220016	4,000.00	2,500.00	1,500.00-	CORRECT ORIGINAL BUDGET	MK
2022 035-476-451	REPAIRS/MAINTAINEN	01/05/2022	220015	2,500.00	2,500.00-	.00	CORRECT ORIGINAL BUDGET	MK
				TOTAL AMENDMENTS	TOTAL CHANGES	.00		
2022 036-352-400	FORFEITED PROPERTY	12/22/2021	220014	25,000.00-	94,665.00-	69,665.00-	INCREASE TO REVENUE & EXPEN	MK
				TOTAL AMENDMENTS	TOTAL CHANGES	69,665.00-		
2022 036-476-103	SALARIES - EMPLOYE	11/24/2021	220009	7,358.26	10,558.26	3,200.00	LINE ITEM TRANSFER	MK
2022 036-476-471	DISTRIBUTION TO OT	12/22/2021	220014	15,000.00	84,665.00	69,665.00	INCREASE TO REVENUE & EXPEN	MK
2022 036-476-495	MISC. EXPENDITURES	11/24/2021	220009	25,000.00	21,800.00	3,200.00-	LINE ITEM TRANSFER	MK
				TOTAL AMENDMENTS	TOTAL CHANGES	69,665.00		
2022 042-650-310	OFFICE SUPPLIES	01/19/2022	220022	1,900.00	1,820.00	80.00-	LINE ITEM TRANSFER	SH
2022 042-650-495	MISCELLANEOUS	01/19/2022	220022	90.00	170.00	80.00	LINE ITEM TRANSFER	SH
				TOTAL AMENDMENTS	TOTAL CHANGES	.00		
2022 059-403-404	CONSULTING	01/19/2022	220020	350,000.00	99,647.22	250,352.78-	LINE ITEM TRANSFER	SH
2022 059-403-407	IMAGING/ARCHIVI	01/19/2022	220020	.00	250,352.78	250,352.78-	LINE ITEM TRANSFER	SH
				TOTAL AMENDMENTS	TOTAL CHANGES	.00		
2022 088-330-120	GRANT PROCEEDS FCS	01/19/2022	220019	.00	228,864.91-	228,864.91-	INCREASE REVENUE/EXPENSE	SH
2022 088-330-121	GRANT PROCEEDS FCS	01/19/2022	220019	.00	10,063.34-	10,063.34-	INCREASE REVENUE/EXPENSE	SH
				TOTAL AMENDMENTS	TOTAL CHANGES	238,928.25-		
2022 088-671-403	GRANT ADMIN COST C	01/19/2022	220019	.00	178,223.25	178,223.25	INCREASE REVENUE/EXPENSE	SH
2022 088-671-535	CONSTRUCTION - CCI	01/19/2022	220019	.00	60,705.00	60,705.00	INCREASE REVENUE/EXPENSE	SH
				TOTAL AMENDMENTS	TOTAL CHANGES	238,928.25		
2022 131-512-103	SALARIES - EMPLOYE	11/24/2021	220010	1,256,784.30	1,224,442.30	32,342.00-	LINE ITEM TRANSFER	MK
2022 131-512-110	SALARIES - COMP TI	11/24/2021	220010	82,657.50	114,999.50	32,342.00	LINE ITEM TRANSFER	MK
				TOTAL AMENDMENTS	TOTAL CHANGES	.00		
2022 132-371-100	OTHER MISC. REVENU	01/19/2022	220023	.00	6,710.00-	6,710.00-	INCREASE REV/EXP	SH
				TOTAL AMENDMENTS	TOTAL CHANGES	6,710.00-		
2022 132-560-337	LAW ENFORCEMENT SU	01/19/2022	220024	37,126.00	57,126.00	20,000.00	LINE ITEM TRANSFER	SH
2022 132-560-455	REPAIR & MAINT - F	11/10/2021	220008	2,000.00	2,500.00	500.00	LINE ITEM TRANSFER	MK
2022 132-560-455	REPAIR & MAINT - F	01/19/2022	220023	2,500.00	9,210.00	6,710.00	INCREASE REV/EXP	SH
2022 132-560-495	MISCELLANEOUS	11/10/2021	220008	15,000.00	14,500.00	500.00-	LINE ITEM TRANSFER	MK
2022 132-560-571	EQUIPMENT PURCHASE	01/19/2022	220024	48,860.00	28,860.00	20,000.00-	LINE ITEM TRANSFER	SH
				TOTAL AMENDMENTS	TOTAL CHANGES	6,710.00		
2022 400-333-120	GRANT PROCEEDS TSC	01/19/2022	220021	.00	6,050.00-	6,050.00-	INCREASE REVENUE/EXPENSE	SH
				TOTAL AMENDMENTS	TOTAL CHANGES	6,050.00-		
2022 400-591-403	GRANT ADMINISTRATI	01/19/2022	220021	.00	6,050.00	6,050.00	INCREASE REVENUE/EXPENSE	SH
				TOTAL AMENDMENTS	TOTAL CHANGES	6,050.00		

REPORT OF GENERAL LEDGER AMENDMENTS

ACCOUNT NUMBER	ACCOUNT NAME	DATE	AMDMT NUMBER	OLD BUDGET AMOUNT	AMENDED BUDGET AMOUNT	AMOUNT OF CHANGE	DESCRIPTION	CLK
2022 544-574-204	WORKERS COMP	01/24/2022	220026	62.00	62.00	62.00-	CORRECT ORIGINAL BUDGET	MK
2022 544-574-419	PROFESSIONAL FEES	01/24/2022	220026	465.00	527.00	62.00	CORRECT ORIGINAL BUDGET	MK
EXPENDITURES - OFFENDER				TOTAL AMENDMENTS	2	TOTAL CHANGES	.00	
2022 552-333-117	ETCOG REIMBURSEMENT	11/05/2021	220005	1.00	1,500.00-	1,500.00-	INCREASE REV & EXP BA #1	MK
EXPENDITURES -				TOTAL AMENDMENTS	1	TOTAL CHANGES	1,500.00-	
2022 552-582-410	PSYCHOLOGICALS-ETC	11/05/2021	220005	1.00	1,500.00	1,500.00	INCREASE REV & EXP BA #1	MK
EXPENDITURES -				TOTAL AMENDMENTS	1	TOTAL CHANGES	1,500.00	
2022 558-435-103	SALARIES - EMPLOYEE	01/25/2022	220027	46,875.59	45,165.59	1,710.00-	BA GRANT S FY22	MK
2022 558-435-457	OFFICE EQUIPMENT/C	01/25/2022	220027	3,575.00	5,285.00	1,710.00-	BA GRANT S FY22	MK
EXPENDITURES - GRANT S				TOTAL AMENDMENTS	2	TOTAL CHANGES	.00	
2022 817-476-402	ADMINISTRATIVE SER	02/02/2022	220031	10,991.944	461,300.00	461,300.00	LINE ITEM TRANSFER - GRANTW	MK
2022 817-476-495	MISC. EXPENDITURES	02/02/2022	220031	10,530.644	10,530.644	461,300.00-	LINE ITEM TRANSFER - GRANTW	MK
2022 817-476-495	MISC. EXPENDITURES	02/16/2022	220033	10,530.644	10,232.037	298,607.00-	LINE ITEM TRANSFER-ARPA	MK
2022 817-476-573	INFRASTRUCTURE	02/16/2022	220033	10,530.644	298,607.00	298,607.00	LINE ITEM TRANSFER-ARPA	MK
EXPENDITURES - AMERICAN RESCUE				TOTAL AMENDMENTS	4	TOTAL CHANGES	.00	



P.O. Box 3188 • Longview, Texas 75606 • 903-237-5500
 MEMBER FDIC EQUAL HOUSING LENDER

Date 1/31/22 Page 1
 PRIMARY ACCOUNT
 ENCLOSURES 337

VAN ZANDT COUNTY
 FINANCIAL CLEARING
 121 E DALLAS RM 101
 CANTON TX 75103

C H E C K I N G A C C O U N T

Beginning November 1, our TBTmyWay Customer Service Center hours are changing! Our new hours will be Monday through Friday from 8:15 am to 8:00 pm and Saturday from 8:15 am to 5:00 pm. Contact us at 1-800-263-7013 for your banking and digital needs.

PUBLIC FUNDS CHECKING		NUMBER OF ENCLOSURES	337
ACCOUNT NUMBER		Statement Dates	1/01/22 thru 1/31/22
PREVIOUS BALANCE	1,350,488.95	DAYS IN STATEMENT PERIOD	31
29 DEPOSITS	8,088,777.61	AVERAGE LEDGER	1,708,615.61
348 CHECKS/DEBITS	8,125,972.76	AVERAGE COLLECTED	1,702,843.46
SERVICE CHARGE	.00		
INTEREST PAID	.00		
CURRENT BALANCE	1,313,293.80		

D E P O S I T S A N D O T H E R C R E D I T S

DATE	DESCRIPTION	AMOUNT
1/03	DEPOSIT	737.00
1/05	PAY VZ CO APPRAISAL	416,193.75
	PPD	
1/05	PAY VZ CO APPRAISAL	1,988,873.51
	PPD	
1/05	DEPOSIT	38,752.50
1/06	DEPOSIT	14,248.20
1/07	PAY VZ CO APPRAISAL	454,788.79
	PPD	
1/07	PAY VZ CO APPRAISAL	2,077,961.59
	PPD	
1/07	DEPOSIT	69,972.14
1/10	DEPOSIT	34,173.26
1/11	DEPOSIT	86,207.11
1/13	DEPOSIT	2,525.41
1/14	INV-PAYMTS GOVERNOR FISCAL	11,311.92
	CTX	
1/14	DEPOSIT	27,383.20
1/18	DEPOSIT	80,562.38
1/19	PAY VZ CO APPRAISAL	388,310.26
	PPD	



P.O. Box 3188 • Longview, Texas 75606 • 903-237-5500
 MEMBER FDIC EQUAL HOUSING LENDER

Date 1/31/22 Page 2
 PRIMARY ACCOUNT
 ENCLOSURES

VAN ZANDT COUNTY
 FINANCIAL CLEARING
 121 E DALLAS RM 101
 CANTON TX 75103

PUBLIC FUNDS CHECKING (Continued)

DEPOSITS AND OTHER CREDITS		
DATE	DESCRIPTION	AMOUNT
1/19	PAY VZ CO APPRAISAL PPD	1,823,182.60
1/19	DEPOSIT	108,188.01
1/20	INV-PAYMTS TX AGRICULTURE CTX	2,010.55
1/20	INV-PAYMTS TX AGRICULTURE CTX	2,039.53
1/20	DEPOSIT	83,774.23
1/21	INV-PAYMTS CPA STATE FISCAL CTX	5,104.56
1/21	DEPOSIT	748.00
1/21	DEPOSIT	137,073.12
1/24	DEPOSIT	1,273.06
1/25	INV-PAYMTS JUVENILE JUSTICE CTX	57,776.00
1/25	DEPOSIT	61,962.47
1/27	DEPOSIT	96,437.65
1/28	INV-PAYMTS GOVERNOR FISCAL CTX	14,878.81
1/31	DEPOSIT	2,328.00

WITHDRAWALS AND OTHER DEBITS		
DATE	DESCRIPTION	AMOUNT
1/05	Debt Service Transfer	66,361.89-
1/05	Payroll 01072022	271,432.66-
1/05	PAYMENT VISA \WEB 400365XXXXX5849	836.31-
1/06	LOCATION #78331 ACCT #2340100001 PIN #113282 WIRE TRANSFER DEBIT TEX POOL	2,325,000.00-
1/07	Debt Service Transfer	68,078.60-
1/10	TX-01-0250-0001 VAN ZANDT COUN WIRE TRANSFER DEBIT TEXAS CLASS	1,600,000.00-
1/10	WIRE TRANSFER FEE	20.00-



P.O. Box 3188 • Longview, Texas 75606 • 903-237-5500
 MEMBER FDIC EQUAL HOUSING LENDER

Date 1/31/22 Page 3
 PRIMARY ACCOUNT
 ENCLOSURES 337

VAN ZANDT COUNTY
 FINANCIAL CLEARING
 121 E DALLAS RM 101
 CANTON TX 75103

PUBLIC FUNDS CHECKING

(Continued)

WITHDRAWALS AND OTHER DEBITS		
DATE	DESCRIPTION	AMOUNT
1/10	PAYMENTS NATIONWIDE PPD	3,075.00-
1/10	INSURANCE AFLAC CCD 0XH48449970	6,310.82-
1/10	USATAXPYMT IRS CCD 220241001925956	80,628.26-
1/11	Jury Checks	1,894.00-
1/11	CHILDSUPP Texas SDU CCD 220100002385692	1,430.39-
1/18	RECEIVABLE TEXAS COUNTY DRS CCD 0333	99,200.31-
1/19	WIRE TRANSFER DEBIT Bank of America 026009593 004799773039 TDCJ P.O. Box 4015 861 IH#139 Huntsville, TX 77342 20220119MMQFMPJR000092 20220119B6B7HU3R012757 01191532FT01	4,909.16-
1/19	Payroll 01212022	232,905.45-
1/20	TX-01-0250-0001 WIRE TRANSFER DEBIT TEXAS CLASS	2,000,000.00-
1/20	Debt Service Transfer	60,127.34-
1/21	Jury Checks	624.00-
1/21	PAYMENTS NATIONWIDE PPD	3,075.00-
1/21	FLEET DEBI WEX INC CCD 9100000739575	11,420.60-
1/21	USATAXPYMT IRS CCD 220242115538707	65,910.59-
1/24	Jury Checks	444.00-
1/24	CHILDSUPP Texas SDU CCD 220210002402919	1,411.93-
1/25	PAYMENT BANKCARD \TEL	300.55-
1/31	DD WEBFILE TAX PYMT CCD 902/05020812	517.29-



P.O. Box 3188 • Longview, Texas 75606 • 903-237-5500
 MEMBER FDIC EQUAL HOUSING LENDER

Date 1/31/22 Page 4
 PRIMARY ACCOUNT
 ENCLOSURES 337

VAN ZANDT COUNTY
 FINANCIAL CLEARING
 121 E DALLAS RM 101
 CANTON TX 75103

PUBLIC FUNDS CHECKING (Continued)

WITHDRAWALS AND OTHER DEBITS		
DATE	DESCRIPTION	AMOUNT
1/31	DD WEBFILE TAX PYMT	11,886.63-
	CCD 902/05020781	
1/31	DD WEBFILE TAX PYMT	33,336.01-
	CCD 902/05020758	
1/31	DD WEBFILE TAX PYMT	64,050.56-
	CCD 902/05020592	

CHECKS IN NUMERICAL ORDER					
DATE	CHECK NO	AMOUNT	DATE	CHECK NO	AMOUNT
1/14	7927	100.00	1/03	77822*	232.18
1/03	76618*	931.79	1/05	77833*	3,090.00
1/03	76784*	38.36	1/10	77841*	32.34
1/03	77313*	600.53	1/06	77844*	2,187.12
1/19	77369*	10.55	1/10	77847*	162.00
1/21	77409*	567.75	1/13	77848	376.40
1/19	77433*	25.53	1/03	77852*	1,419.15
1/19	77536*	14.80	1/04	77855*	1,950.00
1/07	77585*	205.00	1/11	77856	369.56
1/07	77600*	3,575.00	1/31	77861*	71.53
1/07	77633*	3,305.00	1/03	77864*	59.00
1/10	77635*	600.53	1/26	77865	4,430.00
1/03	77666*	600.53	1/06	77867*	56,468.75
1/19	77681*	60.00	1/19	77868	90.00
1/13	77687*	600.53	1/19	77870*	110.00
1/28	77717*	40.00	1/04	77873*	375.00
1/06	77752*	63.25	1/18	77877*	1,399.23
1/10	77768*	450.00	1/10	77880*	171.48
1/05	77777*	139.16	1/05	77883*	126,890.21
1/07	77785*	1,065.00	1/03	77885*	59.13
1/05	77788*	706.99	1/06	77887*	2,188.15
1/06	77793*	6,392.27	1/19	77893*	1,116.00
1/05	77797*	14,323.30	1/03	77895*	225.33
1/03	77798	949.35	1/03	77896	250.00
1/03	77803*	632.84	1/04	77897	2,478.32
1/07	77806*	129.00	1/06	77898	2,122.59
1/06	77818*	24.99	1/05	77899	6,233.66
1/04	77819	650.00	1/07	77900	40.39

* Indicates break in check number sequence



P.O. Box 3188 • Longview, Texas 75606 • 903-237-5500

MEMBER FDIC

EQUAL HOUSING LENDER

Date 1/31/22
 PRIMARY ACCOUNT
 ENCLOSURES

Page 5
 337

VAN ZANDT COUNTY
 FINANCIAL CLEARING
 121 E DALLAS RM 101
 CANTON TX 75103

PUBLIC FUNDS CHECKING

(Continued)

CHECKS IN NUMERICAL ORDER					
DATE	CHECK NO	AMOUNT	DATE	CHECK NO	AMOUNT
1/07	77901	242.47	1/14	77943	4.01
1/05	77902	5,864.19	1/12	77944	615.00
1/04	77903	54.97	1/25	77945	6,450.00
1/13	77904	98.60	1/14	77946	81.59
1/04	77905	208.39	1/11	77947	155.31
1/05	77906	41.99	1/13	77948	241.56
1/18	77907	53.54	1/11	77949	2,535.00
1/07	77908	41.75	1/14	77950	289.00
1/04	77909	100.45	1/11	77951	56.00
1/05	77910	82.68	1/26	77952	600.53
1/10	77911	114.96	1/11	77954*	312.00
1/04	77912	752.25	1/11	77955	1,200.14
1/06	77913	372.00	1/10	77957*	142.76
1/06	77914	99.53	1/10	77958	51.00
1/11	77915	797.84	1/20	77959	125.00
1/18	77916	500.00	1/13	77960	265.01
1/31	77917	119.76	1/12	77961	99.67
1/27	77918	11,250.00	1/10	77962	232.37
1/10	77919	623.12	1/11	77963	2,155.00
1/11	77920	1,400.00	1/11	77964	325.68
1/12	77921	1,675.00	1/11	77965	75.85
1/12	77922	407.63	1/13	77966	140.41
1/11	77923	67.96	1/18	77967	5,650.00
1/18	77924	105.00	1/12	77968	1,045.00
1/12	77925	3,122.46	1/25	77969	100.00
1/18	77926	674.98	1/13	77970	294.88
1/10	77930*	266.56	1/21	77971	111.00
1/11	77931	576.00	1/19	77972	68.00
1/14	77932	26.58	1/12	77973	3,900.00
1/18	77933	350.00	1/11	77974	5,964.10
1/12	77934	103.27	1/12	77975	756.00
1/13	77935	6,824.71	1/06	77976	2,052.00
1/18	77936	460.78	1/18	77977	120.00
1/14	77937	240.00	1/12	77978	67.00
1/13	77938	516.16	1/13	77979	2,000.00
1/10	77939	30,219.16	1/14	77980	600.53
1/13	77940	178.78	1/13	77981	600.53
1/20	77941	40.00	1/07	77982	700.64
1/12	77942	114.20	1/07	77983	30.00

* Indicates break in check number sequence



P.O. Box 3188 • Longview, Texas 75606 • 903-237-5500

MEMBER FDIC

EQUAL HOUSING LENDER

Date 1/31/22
 PRIMARY ACCOUNT
 ENCLOSURES

Page 6
 337

VAN ZANDT COUNTY
 FINANCIAL CLEARING
 121 E DALLAS RM 101
 CANTON TX 75103

PUBLIC FUNDS CHECKING

(Continued)

CHECKS IN NUMERICAL ORDER					
DATE	CHECK NO	AMOUNT	DATE	CHECK NO	AMOUNT
1/25	77984	64.00	1/12	78025	28.70
1/10	77985	3,014.95	1/12	78026	416.15
1/25	77986	267.84	1/12	78027	2,326.90
1/12	77987	240.00	1/06	78028	3,532.49
1/11	77988	316.12	1/07	78029	69,151.14
1/12	77989	129.00	1/13	78030	443.00
1/11	77990	1,640.46	1/14	78031	69,665.00
1/10	77992*	245.35	1/13	78033*	368.00
1/18	77993	150.00	1/14	78034	3,352.84
1/31	77994	389.51	1/18	78035	78.14
1/19	77995	18.60	1/14	78036	61.35
1/12	77996	100.00	1/21	78037	76.07
1/19	77997	10,997.14	1/14	78038	515.55
1/11	77998	18,375.00	1/19	78039	869.40
1/11	77999	750.00	1/19	78040	555.18
1/12	78000	950.00	1/14	78041	55.00
1/11	78001	1,000.00	1/13	78042	37.04
1/12	78002	340.00	1/14	78043	201.66
1/11	78003	8,849.92	1/13	78045*	41.34
1/13	78004	71.58	1/18	78046	12.27
1/26	78005	220.71	1/24	78047	7.50
1/10	78006	1.15	1/13	78048	959.10
1/11	78007	792.53	1/19	78050*	64.04
1/10	78008	77.80	1/18	78051	186.53
1/12	78009	866.00	1/19	78052	225.60
1/18	78010	2,207.67	1/20	78053	86.74
1/20	78011	66.94	1/11	78054	45.50
1/11	78012	600.53	1/13	78055	1,560.00
1/11	78013	16.23	1/13	78056	26,299.00
1/11	78014	213.95	1/25	78057	318.48
1/19	78016*	5,121.84	1/19	78058	1,199.95
1/11	78017	7,456.02	1/19	78059	76.00
1/13	78018	2,568.58	1/26	78061*	60.00
1/14	78019	200.00	1/25	78065*	407.50
1/11	78020	49,589.66	1/25	78066	759.14
1/12	78021	284.00	1/25	78067	101.80
1/12	78022	6,748.90	1/31	78069*	60.00
1/18	78023	76.41	1/24	78070	5,311.76
1/11	78024	136,576.74	1/27	78071	1,200.00

* Indicates break in check number sequence



P.O. Box 3188 • Longview, Texas 75606 • 903-237-5500
 MEMBER FDIC EQUAL HOUSING LENDER

Date 1/31/22 Page 7
 PRIMARY ACCOUNT
 ENCLOSURES 337

VAN ZANDT COUNTY
 FINANCIAL CLEARING
 121 E DALLAS RM 101
 CANTON TX 75103

PUBLIC FUNDS CHECKING

(Continued)

CHECKS IN NUMERICAL ORDER					
DATE	CHECK NO	AMOUNT	DATE	CHECK NO	AMOUNT
1/26	78072	223.30	1/25	78120	410.00
1/25	78073	500.00	1/25	78122*	261.29
1/31	78074	595.00	1/25	78123	136.81
1/25	78075	2,787.09	1/28	78125*	150.00
1/19	78077*	10.50	1/25	78126	238.80
1/27	78080*	1,986.00	1/25	78127	1,200.00
1/24	78081	263.62	1/24	78128	28.54
1/27	78082	442.15	1/26	78129	969.00
1/25	78084*	225.00	1/26	78131*	276.00
1/25	78086*	240.00	1/24	78132	211.12
1/27	78087	547.27	1/26	78133	5,956.00
1/20	78088	15,928.54	1/21	78134	87.50
1/27	78089	228.40	1/26	78135	8,006.00
1/27	78090	486.12	1/25	78136	114.50
1/26	78092*	1,188.69	1/27	78137	303.16
1/26	78093	120.00	1/27	78139*	436.79
1/26	78095*	4,210.87	1/26	78140	192.00
1/25	78096	430.00	1/24	78141	8,205.81
1/25	78097	952.56	1/19	78143*	40.50
1/27	78098	100.00	1/25	78144	71.70
1/31	78100*	327.00	1/26	78146*	600.00
1/26	78101	12,239.73	1/31	78148*	4,584.57
1/27	78102	376.31	1/25	78149	553.65
1/25	78104*	7,245.00	1/25	78151*	500.00
1/27	78105	785.00	1/26	78152	1,400.00
1/28	78106	990.00	1/24	78153	1,525.38
1/31	78107	437.31	1/28	78154	306.65
1/28	78108	4,200.00	1/25	78155	46,942.14
1/27	78109	2,195.73	1/26	78157*	12,000.00
1/25	78110	149.00	1/25	78158	1,925.00
1/25	78111	1,231.61	1/24	78159	213.00
1/27	78112	750.00	1/26	78160	320.00
1/24	78113	137.00	1/25	78161	368.00
1/27	78114	576.55	1/25	78162	90.00
1/25	78115	1,068.93	1/20	78163	6.75
1/25	78116	2,455.95	1/25	78165*	110.85
1/25	78117	7.00	1/25	78166	5,787.94
1/27	78118	350.00	1/26	78168*	197.67
1/26	78119	24,111.48	1/28	78170*	227.68

* Indicates break in check number sequence



P.O. Box 3188 • Longview, Texas 75606 • 903-237-5500

MEMBER FDIC

EQUAL HOUSING LENDER

Date 1/31/22
 PRIMARY ACCOUNT
 ENCLOSURES

Page 8
 337

VAN ZANDT COUNTY
 FINANCIAL CLEARING
 121 E DALLAS RM 101
 CANTON TX 75103

PUBLIC FUNDS CHECKING

(continued)

CHECKS IN NUMERICAL ORDER					
DATE	CHECK NO	AMOUNT	DATE	CHECK NO	AMOUNT
1/31	78171	350.00	1/20	78192	66,122.33
1/20	78172	1,825.00	1/20	78193	14,283.00
1/25	78174*	855.30	1/28	78194	90.00
1/24	78175	4,973.16	1/26	78195	55.00
1/27	78176	429.69	1/25	78196	27.59
1/26	78177	171.48	1/26	78197	42.35
1/25	78179*	622.31	1/26	78198	1,149.00
1/27	78181*	400.96	1/25	78199	69.85
1/28	78182	57.87	1/31	78200	1,103.25
1/26	78183	2,188.15	1/25	78201	1,146.68
1/25	78184	339.10	1/26	78202	1,677.00
1/26	78186*	200.00	1/25	78203	373.33
1/26	78189*	852.00	1/25	78204	1,229.00
1/26	78190	284.00	1/26	78206*	707.24
1/27	78191	76.41	1/26	78208*	320.00

* Indicates break in check number sequence

DAILY BALANCE INFORMATION					
DATE	BALANCE	DATE	BALANCE	DATE	BALANCE
1/01	1,350,488.95	1/11	1,504,781.96	1/21	1,422,585.28
1/03	1,345,227.76	1/12	1,480,447.08	1/24	1,401,125.52
1/04	1,338,658.38	1/13	1,438,487.28	1/25	1,431,428.70
1/05	3,286,475.10	1/14	1,401,789.29	1/26	1,346,460.50
1/06	900,220.16	1/18	1,371,126.81	1/27	1,419,977.61
1/07	3,356,378.69	1/19	3,432,319.44	1/28	1,428,794.22
1/10	1,664,112.34	1/20	1,361,532.11	1/31	1,313,293.80

END OF STATEMENT

TexPool Participant Services
 1001 Texas Avenue, Suite 1150
 Houston, TX 77002



RECEIVED
 April Tawater

FEB 10 2022
 Deputy Treasurer
 Van Zandt County

VAN ZANDT COUNTY
 FINANCIAL CLEARING FUND
 ATTN KENNY EDWARDS
 121 E DALLAS ST STE 101
 CANTON TX 75103-1496

Participant Statement

Statement Period **01/01/2022 - 01/31/2022**

Page 1 of 2

Customer Service 1-866-TEX-POOL

Location ID

Investor ID

TexPool Update

Your feedback is important in our effort to provide you with the best service possible. Click Contact Us on TexPool.com or TexConnect to send an email or call TexPool Participant Services at 866-839-7665. We look forward to hearing from you!

TexPool Summary

Pool Name	Beginning Balance	Total Deposits	Total Withdrawals	Total Interest	Current Balance	Average Balance
Texas Local Government Investment Pool	\$6,394,288.08	\$2,325,000.00	\$0.00	\$269.14	\$8,719,557.22	\$8,344,296.76
Total Dollar Value	\$6,394,288.08	\$2,325,000.00	\$0.00	\$269.14	\$8,719,557.22	

Portfolio Value

Pool Name	Pool/Account	Market Value (01/01/2022)	Share Price (01/31/2022)	Shares Owned (01/31/2022)	Market Value (01/31/2022)
Texas Local Government Investment Pool		\$6,394,288.08	\$1.00	8,719,557.220	\$8,719,557.22
Total Dollar Value		\$6,394,288.08			\$8,719,557.22

Interest Summary

Pool Name	Pool/Account	Month-to-Date Interest	Year-to-Date Interest
Texas Local Government Investment Pool		\$269.14	\$269.14
Total		\$269.14	\$269.14



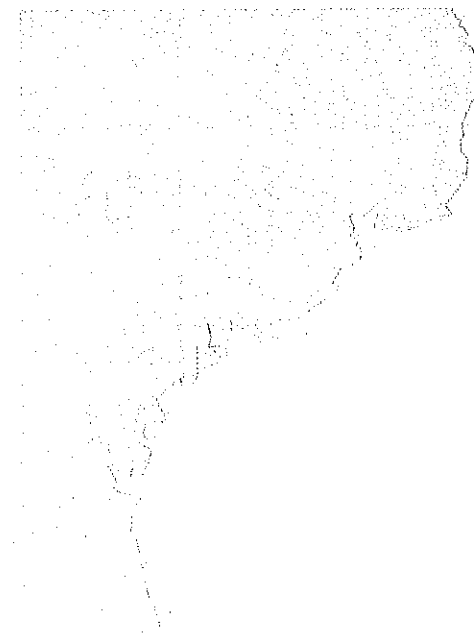
Transaction Detail

Texas Local Government Investment Pool

Participant: VAN ZANDT COUNTY

Pool/Account:

Transaction Date	Settlement Date	Transaction Description	Transaction Dollar Amount	Share Price	Shares This Transaction	Shares Owned
01/01/2022	01/01/2022	BEGINNING BALANCE	\$6,394,288.08	\$1.00		6,394,288.080
01/06/2022	01/06/2022	TRANSFER DEPOSIT	\$2,325,000.00	\$1.00	2,325,000.000	8,719,288.080
01/31/2022	01/31/2022	MONTHLY POSTING	\$269.14	\$1.00	269.140	8,719,557.220
Account Value as of 01/31/2022			\$8,719,557.22	\$1.00		8,719,557.220





0000178-0001077 PDF 382577
 Van Zandt County
 121 East Dallas Street Room 101
 Canton, TX 75103

Summary Statement

January 31, 2022
 Page 1 of 4

Investor ID:

Texas CLASS

Texas CLASS

Average Monthly Yield: 0.0965%

	Beginning Balance	Contributions	Withdrawals	Income Earned	Income Earned YTD	Average Daily Balance	Month End Balance
FINANCIAL CLEARING	9,842,286.55	3,600,000.00	0.00	974.81	974.81	11,752,422.67	13,443,261.36
American Rescue Plan	5,497,663.23	0.00	0.00	450.68	450.68	5,497,889.54	5,498,113.91
TOTAL	15,339,949.78	3,600,000.00	0.00	1,425.49	1,425.49	17,250,312.21	18,941,375.27

Tel: (800) 707-6242

<https://www.texasclass.com/>



Account Number:

FINANCIAL CLEARING

Account Summary

Average Monthly Yield: 0.0965%

Texas CLASS	Beginning Balance	Contributions	Withdrawals	Income Earned	Income Earned YTD	Average Daily Balance	Month End Balance
	9,842,286.55	3,600,000.00	0.00	974.81	974.81	11,752,422.67	13,443,261.36

Transaction Activity

Transaction Date	Transaction Description	Contributions & Income Earned	Withdrawals	Balance	Transaction Number
01/01/2022	Beginning Balance			9,842,286.55	
01/10/2022	Contribution	1,600,000.00			5473433
01/20/2022	Contribution	2,000,000.00			5497793
01/31/2022	Income Dividend Reinvestment	974.81			
01/31/2022	Ending Balance			13,443,261.36	



Account Statement

January 31, 2022

Page 3 of 4

American Rescue Plan

Account Number: .

Account Summary

Average Monthly Yield: 0.0965%

Transaction Date	Transaction Description	Contributions & Income Earned	Withdrawals	Income Earned YTD	Average Daily Balance	Month End Balance
01/01/2022	Beginning Balance					5,497,663.23
01/31/2022	Income Dividend Reinvestment	450.68				
01/31/2022	Ending Balance			5,498,113.91		

Transaction Activity

Transaction Date	Transaction Description	Contributions & Income Earned	Withdrawals	Balance	Transaction Number
01/01/2022	Beginning Balance			5,497,663.23	
01/31/2022	Income Dividend Reinvestment	450.68			
01/31/2022	Ending Balance			5,498,113.91	

Tel: (800) 707-6242

<https://www.texasclass.com/>



Texas CLASS

Texas CLASS

Date	Dividend Rate	Daily Yield
01/01/2022	0.000000000	0.0655%
01/02/2022	0.000000000	0.0655%
01/03/2022	0.000001875	0.0684%
01/04/2022	0.000002080	0.0759%
01/05/2022	0.000002297	0.0838%
01/06/2022	0.000002502	0.0913%
01/07/2022	0.000007635	0.0929%
01/08/2022	0.000000000	0.0929%
01/09/2022	0.000000000	0.0929%
01/10/2022	0.000002647	0.0966%
01/11/2022	0.000002613	0.0954%
01/12/2022	0.000002714	0.0991%
01/13/2022	0.000002728	0.0996%
01/14/2022	0.000011200	0.1022%
01/15/2022	0.000000000	0.1022%
01/16/2022	0.000000000	0.1022%
01/17/2022	0.000000000	0.1022%
01/18/2022	0.000002822	0.1030%
01/19/2022	0.000002839	0.1037%
01/20/2022	0.000002816	0.1028%
01/21/2022	0.000000610	0.1047%
01/22/2022	0.000000000	0.1047%
01/23/2022	0.000000000	0.1047%
01/24/2022	0.000002889	0.1055%
01/25/2022	0.000002971	0.1084%
01/26/2022	0.000002844	0.1038%
01/27/2022	0.000002771	0.1011%
01/28/2022	0.000008544	0.1039%
01/29/2022	0.000000000	0.1039%
01/30/2022	0.000000000	0.1039%
01/31/2022	0.000002981	0.1088%

Performance results are shown net of all fees and expenses and reflect the reinvestment of dividends and other earnings. Many factors affect performance including changes in market conditions and interest rates and in response to other economic, political, or financial developments. Investment involves risk including the possible loss of principal. No assurance can be given that the performance objectives of a given strategy will be achieved. Past performance is no guarantee of future results. Any financial and/or investment decision may incur losses.

Tel: (800) 707-6242

<https://www.texasclass.com/>